



BUENAVISTA WINDOWS

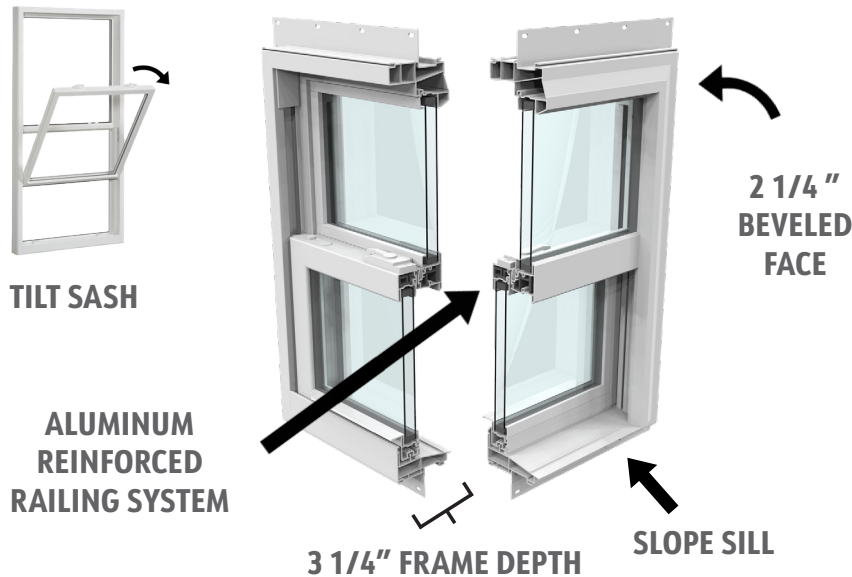
A BETTER VIEW

3/4" OVERALL DUAL PANE

LoE³-366 ARGON FILLED

OTHER LOW-E OPTIONS: 240, 270, 5527

B-21 SERIES




CONSTANT FORCE BALANCE SYSTEM



SMOOTH & EFFORTLESS OPERATION- Constant force balancers provide a steady & uniform force throughout the windows range of motion, resulting in smooth & effortless operation. This consistent performance ensures that opening & closing the windows is a hassle-free experience, offering convenience & comfort to homeowners.

MINIMAL MAINTENANCE- Constant force balancers are designed for long-term reliability with minimal maintenance requirements. Unlike traditional block & tackle balances that may require periodic adjustment or lubrication, constant force balancers operate flawlessly for extended periods without the need for maintenance.

9600 SERIES



BLOCK & TACKLE



LIMITED LIFESPAN- Block & tackle balancers can wear out over time, especially if exposed to harsh weather conditions or frequent use. The cords or chains may fray, the pulleys can become worn, & the counterweights may lose their effectiveness leading to the need for constant replacement or repair.

ARGON PERMEABILITY

Duraseal has one of the best argon resistant bond line adhesives to retain argon in your window longer and save more energy. This is vital to the window maintaining it's thermal performance from day one to many years down the road. Argon gas is used as an insulating material in the airspace between panes of glass in vinyl windows. Since Argon is denser than air, sound waves encounter more resistance between the glass reducing the transmission of sound. While its primary function is to enhance thermal insulation by reducing heat transfer, it also contributes some soundproofing properties.

ENERGY EFFICIENCY

Crafted with precision, these windows provide excellent insulation, reducing energy costs & keeping your home comfortable year round.



Warmest Edge = Best Performance




Our windows are made with high-quality materials, built to last and designed for long-lasting durability and resistance to the elements.




DECORATIVE GLASS



Obscure



Rain



Satin

RATINGS

B21 SERIES	U-FACTOR	SHGC
SINGLE HUNG 1/1 J9549.05-116-46	.29	.22
SINGLE SLIDER 1X1 J9551.05-116-46	.29	.22
PICTURE WINDOW 1LT 19913.08-116-46	.27	.23

9600 SERIES	U-FACTOR	SHGC
SINGLE HUNG 1/1 K6156.03-116-45-R0	.28	.23
SINGLE SLIDER 1X1 K6158.03-116-45-R0	.29	.23
PICTURE WINDOW 1LT K6154.03-116-45-R0	.26	.25

B21 SERIES CALL SIZES


CALL SIZE WIDTH	SH/PW SINGLE UNIT	TWIN SH/PW	TRIPLE SH/PW	QUAD SH/PW
1-6	17 ½	35	52 ½	70
2-0	23 ½	47	70 ½	94
2-4	27 ½	55	82 ½	111 ½
2-6	29 ½	59	88 ½	119 ½
2-8	31 ½	63	94 ½	127 ½
3-0	35 ½	71	106 ½	143 ½
3-4	39 ½	79	119 ½	N/A
3-6	41 ½	83	125 ½	N/A
3-8	43 ½	87	131 ½	N/A
4-0	47 ½	95	143 ½	N/A

9600 SERIES CALL SIZES


CALL SIZE WIDTH	SH/PW SINGLE UNIT	TWIN SH/PW	TRIPLE SH/PW
1-6	17 ½	35 ½	52 ½
2-0	23 ½	47 ½	71 ½
2-4	27 ½	55 ½	83 ½
2-6	29 ½	59 ½	89 ½
2-8	31 ½	63 ½	95 ½
3-0	35 ½	71 ½	107 ½
3-4	39 ½	79 ½	119 ½
3-6	41 ½	83 ½	125 ½
3-8	43 ½	87 ½	131 ½
4-0	47 ½	95 ½	143 ½

GRID PATTERNS


5/8" (standard) & 3/4" internal muntin bars



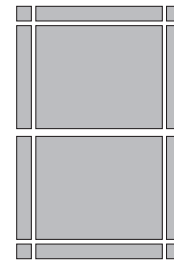
Colonial




Three over one



Two over one



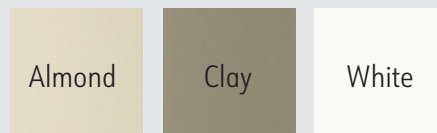
Prairie



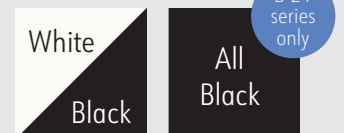
Customize to your liking

COLORS

VINYL




LAMINATE



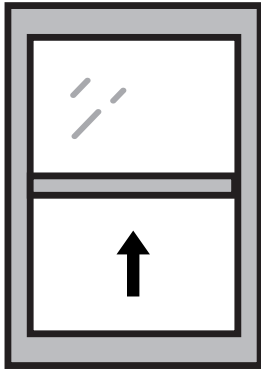
Laminated Exterior & Painted Interior

PAINTED



B-21 series only

SINGLE HUNG




VERTICAL ELEGANCE- Our single hung windows boast a timeless vertical sliding design, adding a touch of sophistication to any room.

TILT-IN CLEANING- Experience hassle-free maintenance with the tilt-in feature allowing you to clean both sides of the glass from the comfort of your home (B21 Series).

EASY OPERATION- Enjoy effortless functionality with the operable bottom sash, allowing for smooth and controlled ventilation.

PICTURE WINDOW



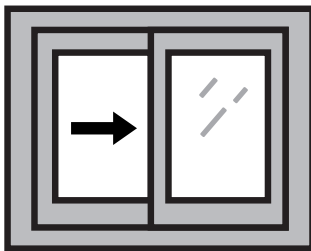
STATIONARY DESIGN- Fixed windows designed to be inoperable & cannot open or close. Their stationary nature makes them ideal for an unobstructed view.

ARCHITECTURAL APPEAL- Often used for architectural design, fixed windows contribute to the overall aesthetic of a building. Available in various shapes & sizes for added style & visual interest.

NATURAL LIGHT- Fixed windows are excellent for maximizing natural light. The expansive glass allows sunlight to flood the interior, creating a bright & inviting atmosphere.

SCENIC VIEWS- Ideal for framing picturesque views. Fixed windows are commonly used in locations with stunning landscapes & scenery serving as a focal point, bringing the outdoors inside.

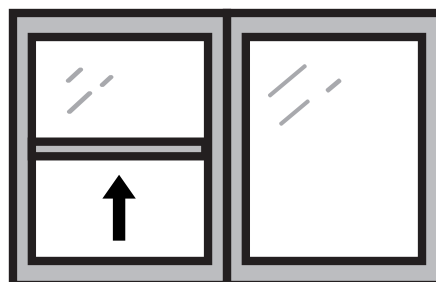
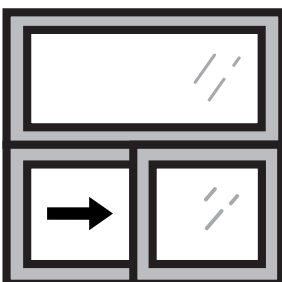
SLIDING WINDOW



SMOOTH SLIDING ACTION- Experience effortless operation with our advanced sliding mechanism. Open & close windows with minimal force, enabling convenient ventilation & easy access to outdoor spaces.

Available in XO, OX, & XOX

CUSTOM STACKING & MULTI-WINDOW COMBINATIONS



800 SERIES SLIDING PATIO DOOR

4 1/2" FRAME DEPTH



THRESHOLD" 1 1/4"

The Series 800 PD Vinyl Patio Door is crafted with the utmost attention to detail using a 4-axis CNC machine, each door is precision-engineered to ensure perfect alignment, durability, and performance.

KEY FEATURES

PRECISION MANUFACTURING: Built with advanced 4-axis CNC technology, the Series 800 PD ensures a flawless finish, with exacting dimensions for a seamless fit in any space.

CUSTOMIZABLE SIDE LITES: For additional width or height, the Series 800 PD can be customized with side lites, allowing you to enhance the entryway with more natural light and an expanded opening.

SUPERIOR PERFORMANCE: Designed for smooth operation, energy efficiency, and security, the Series 800 PD not only provides aesthetic value but also durability and ease of use for years to come.

SIZES

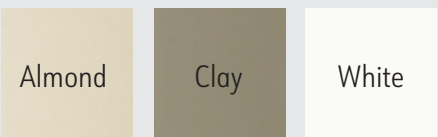
MIN WIDTH	59 1/2"
MAX WIDTH	143 1/2"
MIN HEIGHT	79 1/2"
MAX HEIGHT	95 1/2"

LOW-E OPTIONS

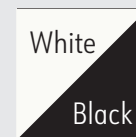
366/CLEAR
CLEAR/CLEAR

COLORS

VINYL

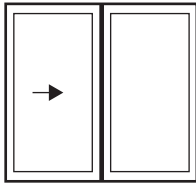


LAMINATE

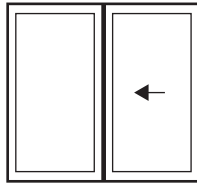


2 PANEL	3 PANEL	4 PANEL
5068	9068	10068
5080	9080	10080
6068	12068	12068
6080		12080
7068		
7080		
8068		
8080		

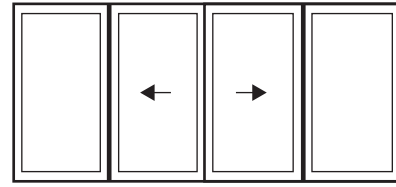
SLIDING DOOR HANDING GUIDE




X0



OX




OXXO



OXO-XO
OXO-OX

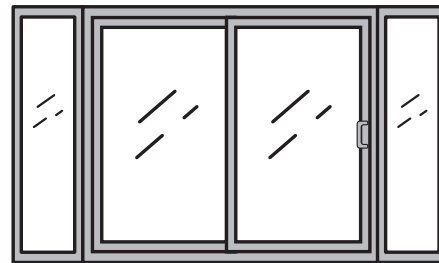
VIEWED FROM EXTERIOR OF HOME

CUSTOM STACKING COMBINATIONS



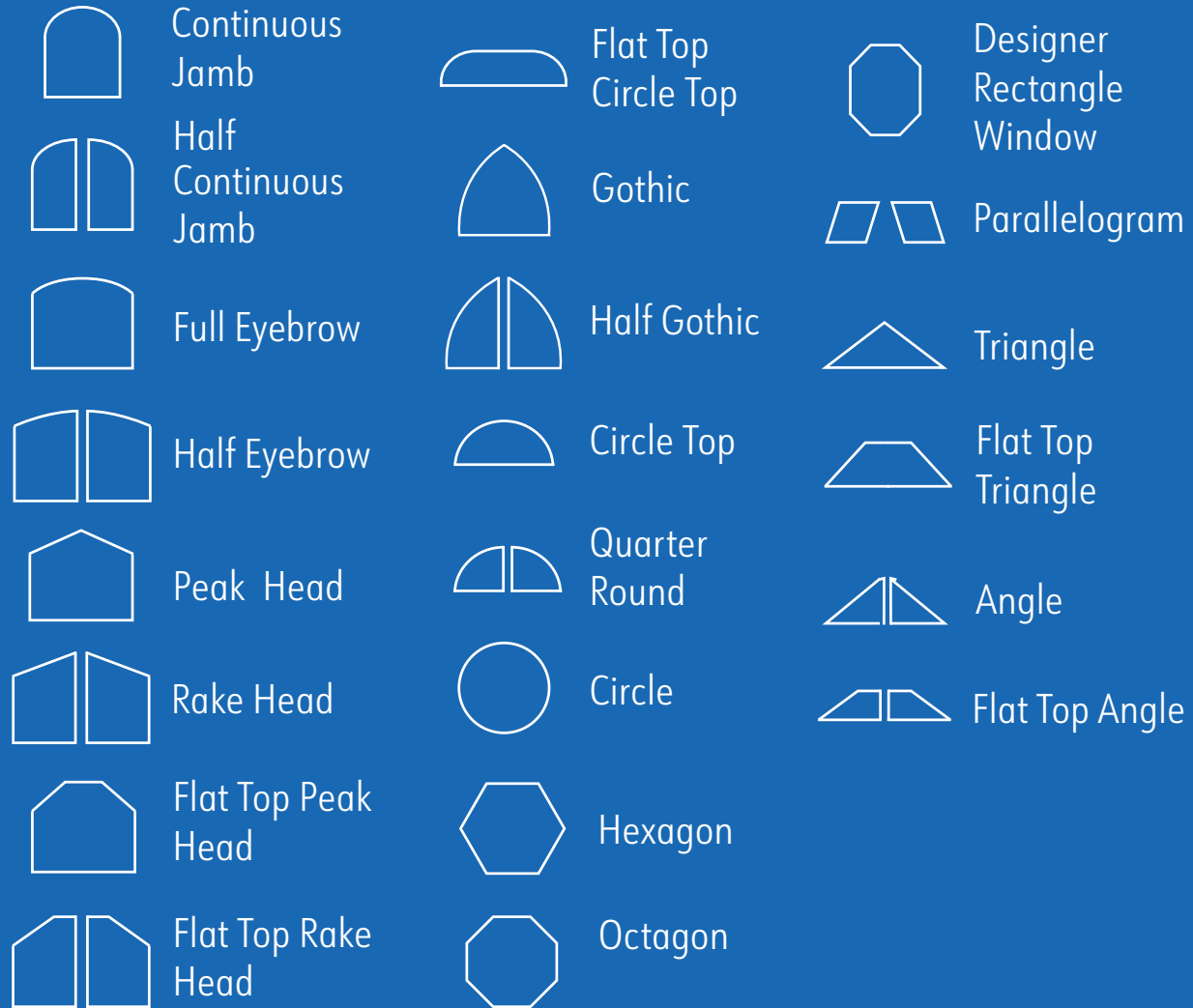
Transom

Only available in 6080 or smaller



Sidelites

SPECIALTY SHAPES



DALLAS

4215 McEwen Rd
Farmers Branch, TX 75244

469.805.8098

info@buenavistawindows.net
quotes@buenavistawindows.net



www.buenavistawindows.net